




















ACESSÓRIO PAKAWELD D16




PRODUTO	Dimensão (mm)	Ref	Peso (KG)
ESQUADROS 3D			
	250x145x49 (esq)	PE3D16250.e	2.85
	250x145x49 (dir)	PE3D16250.d	2.85
	300x150x49 (esq)	PE3D16300.e	2.8
	300x150x49 (dir)	PE3D16300.d	2.8
	500x195x49 (esq)	PE3D16500.e	3.15
	276x85x750 (dir)	PE3D16500.d	3.15
	250x145x49 (esq)	PE3D216250.e	19.3
	250x145x49 (dir)	PE3D216250.d	19.3
	500x195x49(esq)	PE3D216500.e	5.9
	500x195x49(dir)	PE3D216500.d	5.9
	750x200x100(esq)	PE3D216750.e	11.25
	750x200x100(dir)	PE3D216750.d	11.25
	90x30x90	PE3DS169090.a	0.34
	90x30x90	PE3DS169090.b	0.27

	90x30x90	PE3DS169090.c	0.31
	90x30x25	PE3DS169025	0.2
	90x30x40	PE3DS169040	0.2
	50x30x50	PE3DS165050	0.2
	150x35x90	PE3DS1615090	0.6
	140x35x90	PE3DS1614090	0.45
ESQUADROS PLANOS			
	250x188x50	PE16250	1.35

BATENTES			
	50x30x12	PB1650	0.1
	80x30x12	PB1680	0.12
	115x30x12	PB16115	0.14
	150x35x12	PB16150	0.32
	175x35x12	PB16175	0.4
	300x50x12	PB16300	1.08

		500x50x12	PB16500	1.85
Batente excêntrico ø50		Ø45x12mm(altura)	PBE1645	0.13
Batente excêntrico ø100		Ø75x25mm(altura)	PBE1675	0.4
Transferidor		130x130x5	T16130	0.42

PRISMAS E ACESSÓRIOS				
Prisma com parafuso		Ø50x90-120°	PP165090120	0.25
		ø 80x120°	PP1680120	0.8
Conjuntos de Suportes (7 pcs)			PCS16001	0.17

GRAMPOS				
Grampo básico 180°		170x200	PG16001	0.7
Grampo básico 90°		65x200	PG16002	0.4
Grampo básico 45°		170x200	PG16003	0.65
Grampo vertical Com adptador		150x50x12	PG16004	1
Grampo horizontal Com adptador		150x50x12	PG16005	1

PARAFUSOS DE FIXAÇÃO				
Parafuso de aperto rápido		Ø16 x 24mm	PPR16001	0.06
		Ø16 x 36mm	PPR16001.a	0.09
Parafuso com cabeça de embutir		Ø16x24mm	PPX16002	0.04
		Ø16x36mm	PPX16002.a	0.06
Parafuso magnético		Ø16x12	PPM1612	0.025
Parafuso de aperto rápido		Ø16x24	PP21624	0.09
		Ø16x36mm	PP21636	0.11
Olhal de elevação		Capacidade de Carga: 1T	POE16001	4.3
Carro para acessórios		560x560x720mm	PCA16001	43.5