

Bodor iWelder

Industrial Automated Welding System





One Robotic Arm Total Welding Control

iWelder delivers exceptional capability, built to take on demanding tasks.

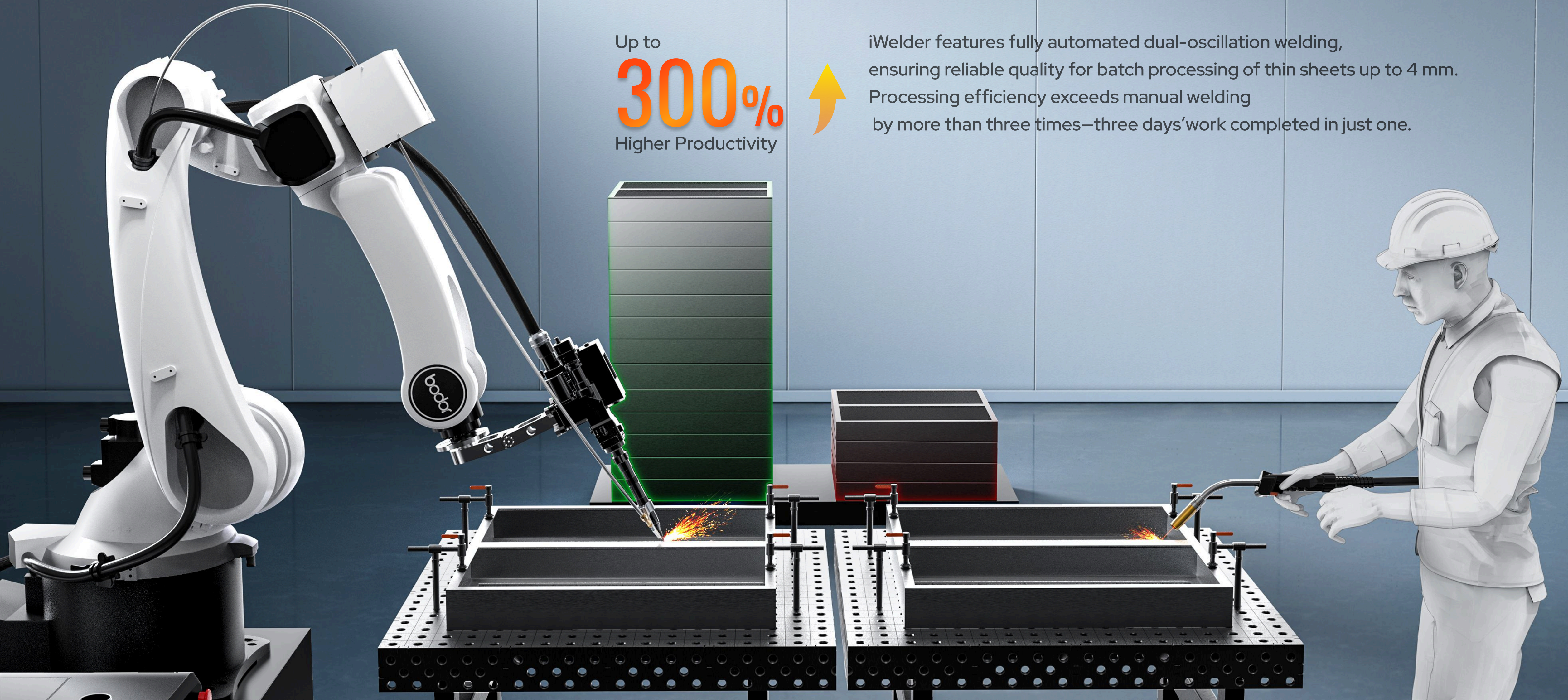
With no manual operation required, a single robotic arm takes full control, automatically handling the entire welding process with power and precision that set it apart.

Automated Dual-Oscillation Welding

Up to
300%
Higher Productivity



iWelder features fully automated dual-oscillation welding, ensuring reliable quality for batch processing of thin sheets up to 4 mm. Processing efficiency exceeds manual welding by more than three times—three days' work completed in just one.





Robust Performance Reliable Quality

During prolonged welding operations,
the laser head achieves repeatable positioning accuracy of up to

±0.05 mm

with laser output fluctuation kept below

3%

ensuring both precision and stability for consistently high weld quality.

Eight selectable oscillation patterns optimize welding processes for different filler materials and specifications, ensuring optimal results with every weld.



Note: Data sourced from the BODOR Laser Laboratory.



One-Time Programming Permanent Access

iWelder enables fast programming with one-time setup for permanent reuse. Combined with standard and flexible fixtures, parameters can be recalled at the touch of a button, allowing batch production to start in just 10 minutes.




One-Step Forming One-Time Success

iWelder delivers a beam parameter product (BPP) as low as $0.6 \text{ mm} \cdot \text{mrad}$, resulting in higher beam concentration and superior beam quality.

This significantly reduces thermal deformation of welded materials, eliminating the need for post-weld grinding, polishing, and heat straightening, accelerating overall delivery.

Note: Data sourced from the BODOR Laser Laboratory.



Optional

Internationally Certified Safe and Sustainable

This product is certified by SGS, a globally recognized authority, and fully complies with CE and CUS standards. An optional 360° fully enclosed protective cabin is available to effectively prevent direct laser exposure and mechanical hazards. An integrated, high-efficiency dust extraction system further ensures a safe working environment.

CERTIFICATE OF CONFORMITY
MD/CoC/25/HEL/014

SGS

Product: Industrial robot
 Certificate holder / Manufacturer: SIASUN ROBOT & AUTOMATION CO., LTD
 No.16 Jiruhai Street, Hunan New District, Shenyang, China
 Manufacturing site: SIASUN ROBOT & AUTOMATION CO., LTD
 No.16 Jiruhai Street, Hunan New District, Shenyang, China
 Model(s): SR50A-70/2.15, SR50A-50/2.15, SR25A-35/1.80, SR25A-25/1.80
 Serial number(s):
 Trade mark (if any):
 Technical details / ratings: See page 2
 Additional information (if any):
 Following standards have been applied: EN ISO 10218-1:2011, EN 60204-1:2018, EN ISO 12100:2010
 Evaluated documentation (reference No., date): SHES241202398201-01, SHES241202398201-02, SHES241202398201-03
 This Certificate of Conformity is based on documentation of the product. Above mentioned Documentation of the product has been evaluated. Based on documentation the product has been found to be in conformity with the above-mentioned standards and applicable parts of the Annex I of the Machinery Directive (2006/42/EC). It does not imply an assessment of the whole production or fulfilment of other additional requirements in the Directive. If a standard mentioned on this Certificate is withdrawn or removed from the list of harmonised standards under the Machinery Directive (2006/42/EC), a re-evaluation is needed.
 This certificate can be used to demonstrate product compliance until 27 February 2025 with the presumption that standards mentioned remains valid. Surveillance activities are not part of this certificate.
 In the obligation of the certificate holder to demonstrate again whether the product produced is identical to the certified product. Use of the CE marking requires actions set in Article 8 clause 1 of Machinery Directive (2006/42/EC), completion of an EU Declaration of Conformity, internal production control (please VML item 9) and compliance with all relevant EU Directives.
 Date of issue: 27 February 2025
 Signature: SGS Fimko Oy
 Baris Biçici

Page 1 of 2

SGS

The document is issued by the Company under its General Conditions of Sale and is subject to the terms and conditions of the contract. Attention is drawn to the location of safety, identification and production marks on the product.
 Any holder of this document is advised that alterations, omissions or additions made by the holder of this document are not valid and responsibility is to be clear and the document is not acceptable for use for any other purpose than the one for which it was issued. The holder of this document is advised that the document is not valid if it is not signed and stamped by the holder of this document. The holder of this document is advised that the document is not valid if it is not signed and stamped by the holder of this document. The holder of this document is advised that the document is not valid if it is not signed and stamped by the holder of this document.
 Certificate issued by: SGS Fimko Oy, Takomitie 8, FI-00300 Helsinki, Finland, L+358 9 696 361, www.sgs.com, Business ID: 0900144, Member of the SGS Group (SGS SA)

SGS

Technical details / ratings:

Model	Payload on Wrist (kg)	Max. Radius (mm)	Rated Power (kW)	Rated voltage, frequency (V, Hz)	Rated Current (A)
SR50A-70/2.15	70	2515	5.1	380 Vac, 3~	14.5
SR50A-50/2.15	50	2515	4.7	50/60Hz	14
SR25A-35/1.80	35	1800	4.5	50/60Hz	13
SR25A-25/1.80	25	1800	3.0		10

Page 2 of 2


The document is issued by the Company under its General Conditions of Sale and is subject to the terms and conditions of the contract. Attention is drawn to the location of safety, identification and production marks on the product.
 Any holder of this document is advised that alterations, omissions or additions made by the holder of this document are not valid and responsibility is to be clear and the document is not acceptable for use for any other purpose than the one for which it was issued. The holder of this document is advised that the document is not valid if it is not signed and stamped by the holder of this document. The holder of this document is advised that the document is not valid if it is not signed and stamped by the holder of this document.
 SGS Fimko Ltd | Takomitie 8, FI-00300 Helsinki, Finland, L+358 9 696 361, www.sgs.com, Business ID: 0900144, Member of the SGS Group (SGS SA)

Comprehensive Service End-to-End Coverage

The complete system is backed by an extended 2-year warranty, supported by 24/7 professional after-sales service.



With over 400 on-site service centers nationwide and more than 1,000 service experts worldwide, support is always close at hand.





Applicable Industries

Widely applied in aerospace, high-end consumer electronics, automotive manufacturing, home appliances and kitchenware, as well as scientific research and other industries.



iWelder Parameters

iWelder

Output Power	3000W(Optional)	Power-Off Memory	process parameters saved on power failure
Swinging Mode	Double Pendulum	Languageg	multi-language support
Maximum Working Radius	1803mm	Weight	422.9kg
Weld Pool Observation	weld inspection	Maximum Supported Wire Feed Diameter	1.6mm
Spot Size Adjustment	0-5mm	Repetitive Positioning Accuracy	±0.05mm



Bodor iWelder SERIES

One Robotic Arm Total Welding Control